

MAJESTIC RECEPTION COUNTERS



LINCOLN OFFICE FURNITURE LTD

SHOWROOM AT:

SIXFIELD CLOSE, LINCOLN. LN6 0EJ

sales@lincolnofficefurniture.co.uk

TEL: 01522 696653 FAX: 01522 696683

PLEASE CALL OR EMAIL US FOR PRICES
01522 696653. sales@lincolnofficefurniture.co.uk

WELCOME TO OUR MAJESTIC RECEPTION COUNTERS


1. ALL ITEMS ARE MANUFACTURED IN THE UK
2. SEE EXAMPLES OF THE RANGE IN OUR SHOWROOM
3. DELIVERY IS APPROX 3 WEEKS FROM ORDER
4. ENDLESS POSSIBLE CONFIGURATIONS
5. "SPECIALS" AVAILABLE ON REQUEST
6. MATCHING PEDESTAL OPTIONS, ALL WITH STEEL RUNNERS
7. CHOICE OF 12 BOARD COLOURS (25MM):



WHITE



GREY



SILVER



MODERN OAK



BEECH



ASH



ANTHRACITE



MAPLE



LIGHT OAK



CHERRY



HAVANA



WALNUT



SWISS ELM



BEIGE

8. 90 & 45 DEGREE BASE UNITS AND TOP BOXES ARE **ONLY** AVAILABLE IN BEECH & LIGHT OAK, HOWEVER THE CURVED PANELS CAN BE POWDER COATED IN FOUR CONTRASTING COLOURS AT THE SAME PRICE: THE FRONT PANELS OF BASE UNITS & TOP BOXES ARE ALSO AVAILABLE IN THE POWDER COATED FINISHES AT AN **EXTRA COST**.

WHITE



SILVER



GREY



BLACK



9. OPTIONAL STAINLESS STEEL KICK PLATES FOR ALL SECTIONS
10. GLASS AND WOODEN SHELVES IN MANY SIZES
11. DDA SECTIONS FOR EASY WHEELCHAIR ACCESS
12. MATCHING DESKS, STORAGE, TABLES AVAILABLE TO MATCH
13. FREE PLANNING SERVICE

BASE UNITS (FITTED WITH ONE CABLE PORT)



CODE	SIZE
MRECB20	740H X 2000W X 800D
MRECB18	740H X 1800W X 800D
MRECB16	740H X 1600W X 800D
MRECB14	740H X 1400W X 800D
MRECB12	740H X 1200W X 800D
MRECB10	740H X 1000W X 800D
MRECB8	740H X 800W X 800D
MRECB6	740H X 600W X 800D

NB. FOR 600 DEEP BASE UNITS ARE AVAILABLE (EXTRA COST)

(PEDESTALS WILL NOT FIT UNDER)

DDA BASE UNITS (MOBILE PEDESTALS WILL **NOT FIT UNDER)**

THE MODESTY PANEL IS INSET APPROX 330MM TO ALLOW WHEELCHAIR ACCESS



CODE	SIZE
MRECB20DDA	740H X 2000W X 800D
MRECB18DDA	740H X 1800W X 800D
MRECB16DDA	740H X 1600W X 800D
MRECB14DDA	740H X 1400W X 800D
MRECB12DDA	740H X 1200W X 800D
MRECB10DDA	740H X 1000W X 800D
MRECB8DDA	740H X 800W X 800D
MRECB6DDA	740H X 600W X 800D

TOP BOXES



CODE	SIZE
MRECTB20	420H X 2000W X 350D
MRECTB18	420H X 1800W X 350D
MRECTB16	420H X 1600W X 350D
MRECTB14	420H X 1400W X 350D
MRECTB12	420H X 1200W X 350D
MRECTB10	420H X 1000W X 350D
MRECTB8	420H X 800W X 350D
MRECTB6	420H X 600W X 350D

SMALL 90 DEGREE CORNER BASE UNIT (THIS ITEM IS NOT FREESTANDING)



CODE	SIZE
MREC90BS LIGHT OAK, BEECH, WHITE, SILVER, GREY OR BLACK	740H X 800D ENDS

NB:THE MREC90BS IS ONLY AVAILABLE TO MATCH IN LIGHT OAK OR BEECH.

BUT IS AVAILABLE WTH A POWDER COATED METAL CURVED PANEL IN

WHITE, SILVER, GREY OR BLACK

LARGE 90 DEGREE CORNER BASE UNIT (THIS ITEM IS NOT FREESTANDING)



THE ENDS ARE STILL 800D, BUT THE OVERALL DEPTH IS **1080MM**

CODE	SIZE
MREC90BL LIGHT OAK, BEECH, WHITE, SILVER, GREY OR BLACK	740H X 800D ENDS

NB:THE MREC90BL IS ONLY AVAILABLE TO MATCH IN LIGHT OAK OR BEECH.

BUT IS AVAILABLE WTH A POWDER COATED METAL CURVED PANEL IN

WHITE, SILVER, GREY OR BLACK

SMALL 90 DEGREE TOP BOX



CODE	SIZE
MREC90TBS LIGHT OAK, BEECH, WHITE, SILVER, GREY OR BLACK	420H X 350D ENDS 800W

NB:THE MREC90TBS IS ONLY AVAILABLE TO MATCH IN LIGHT OAK OR BEECH.

BUT IS AVAILABLE WTH A POWDER COATED METAL CURVED PANEL IN

WHITE, SILVER, GREY OR BLACK

LARGE 90 DEGREE TOP BOX. OVERALL WIDTH IS 1527MM



CODE	SIZE
MREC90TBL LIGHT OAK, BEECH, WHITE, SILVER, GREY OR BLACK	420H X 350D ENDS

NB:THE MREC90TBL IS ONLY AVAILABLE TO MATCH IN LIGHT OAK OR BEECH.

BUT IS AVAILABLE WTH A POWDER COATED METAL CURVED PANEL IN

WHITE, SILVER, GREY OR BLACK

45 DEGREE BASE UNIT (NOT FREESTANDING) AND TOP BOX.

OVERALL WIDTH IS 1837MM & DEPTH 922MM



CODE	SIZE
MRECB45 BASE UNIT LIGHT OAK, BEECH, WHITE, SILVER, GREY OR BLACK	740H X 800D ENDS
MRECTB45 TOP BOX LIGHT OAK, BEECH, WHITE, SILVER, GREY OR BLACK	420H X 350D ENDS

NB:THE MRECB45 & MRECTB45 ARE ONLY AVAILABLE TO MATCH IN LIGHT OAK OR BEECH. BUT IS AVAILABLE WTH A POWDER COATED METAL CURVED PANEL IN WHITE, SILVER, GREY OR BLACK

ONE PIECE RADIAL RECEPTION UNIT – LEFT OR RIGHT HANDED




RIGHT HAND



CODE	SIZE
MRECUNIT BOW FRONT TOP	1125H X 2200W X 1475D

FIXED SHELF - GREEN TINTED STRENGTHENED GLASS OR WOOD ON CHROME SUPPORTS



CODE	SIZE
MGS16	GLASS 1600W X 300D
MGS14	GLASS 1400W X 300D
MGS12	GLASS 1200W X 300D
MGS10	GLASS 1000W X 300D
MGS8	GLASS 800W X 300D
MWS16	WOOD 1600W X 300D
MWS14	WOOD 1400W X 300D
MWS12	WOOD 1200W X 300D

KICKPLATES – SILVER (MUST BE ORDERED WITH THE COUNTER)





CODE	SIZE 100H
MKP20	2000W
MKP18	1800W
MKP16	1600W
MKP14	1400W
MKP12	1200W
MKP10	1000W
MKP8	800W
MKP6	600W
MKPL90	FOR MREC90BL
MKPS90	FOR MREC90BS
MKP45	FOR MRECB45




LIME GREEN METAL FRONT PANELS 20% EXTRA






LOW MOBILE PEDESTALS

	<p>LOW MOBILE UNDERDESK ON CASTORS (WILL ONLY FIT UNDER 800 DEEP DESKS) 3 SHALLOW DRAWERS. LOCKING</p>	<p>595H X 438W X 605D GRAIN LEFT>RIGHT</p>
	<p>LOW MOBILE UNDERDESK ON CASTORS (WILL ONLY FIT UNDER 800 DEEP DESKS) 1 SHALLOW DRAWER & 1 FILING DRAWER. LOCKING</p>	<p>595H X 438W X 605D GRAIN LEFT>RIGHT</p>

HIGH MOBILE PEDESTALS

	<p>MOBILE UNDERDESK ON CASTORS (WILL ONLY FIT UNDER 800 DEEP DESKS) 4 SHALLOW DRAWERS. LOCKING</p>	<p>635H X 438W X 548D GRAIN LEFT>RIGHT</p>
	<p>MOBILE UNDERDESK ON CASTORS (WILL ONLY FIT UNDER 800 DEEP DESKS) 2 SHALLOW & 1 FILING DRAWER. LOCKING</p>	<p>635H X 438W X 548D GRAIN LEFT>RIGHT</p>
	<p>MOBILE UNDERDESK ON CASTORS (WILL ONLY FIT UNDER 800 DEEP DESKS) 2 DEEP FILING DRAWERS. LOCKING</p>	<p>635H X 438W X 548D GRAIN LEFT>RIGHT</p>
	<p>MOBILE UNDERDESK ON CASTORS (WILL ONLY FIT UNDER 800 DEEP DESKS) SHALLOW DRAWER AND DOOR (HINGED LEFT OR RIGHT) LOCKING</p>	<p>635H X 438W X 548D GRAIN LEFT>RIGHT</p>
	<p>MOBILE UNDERDESK ON CASTORS (WILL ONLY FIT UNDER 800 DEEP DESKS) SHALLOW DRAWER AND CPU STORAGE (FOR CPUS UPTO 250 WIDE) LOCKING</p>	<p>635H X 438W X 548D GRAIN LEFT>RIGHT</p>

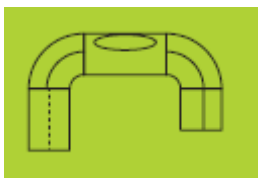
NARROW MOBILE PEDESTALS

	<p>NARROW MOBILE UNDERDESK ON CASTORS (WILL ONLY FIT UNDER 800 DEEP DESKS) 4 SHALLOW DRAWERS. LOCKING</p>	<p>635H X 310W X 548D GRAIN LEFT>RIGHT</p>
	<p>NARROW MOBILE UNDERDESK ON CASTORS (WILL ONLY FIT UNDER 800 DEEP DESKS) 2 SHALLOW & 1 FILING DRAWER. LOCKING</p>	<p>635H X 310W X 548D GRAIN LEFT>RIGHT</p>
	<p>NARROW MOBILE UNDERDESK ON CASTORS (WILL ONLY FIT UNDER 800 DEEP DESKS) 2 DEEP FILING DRAWERS. LOCKING</p>	<p>635H X 310W X 548D GRAIN LEFT>RIGHT</p>
	<p>NARROW MOBILE UNDERDESK ON CASTORS (WILL ONLY FIT UNDER 800 DEEP DESKS) SHALLOW DRAWER AND DOOR (HINGED LEFT OR RIGHT). LOCKING</p>	<p>635H X 310W X 548D GRAIN LEFT>RIGHT</p>
	<p>NARROW MOBILE UNDERDESK ON CASTORS (WILL ONLY FIT UNDER 800 DEEP DESKS) SHALLOW DRAWER AND CPU STORAGE (FOR CPUS UPTO 250 WIDE) NO SHELVES LOCKING</p>	<p>635H X 310W X 548D GRAIN LEFT>RIGHT</p>

MORE PEDESTALS ARE AVAILABLE

PLEASE ASK FOR DETAILS.

PLEASE SUPPLY A LAYOUT OF YOUR REQUIREMENTS WHEN ORDERING, THIS WILL ENABLE US TO MAKE SURE THAT THE REDUCED LEGS ARE POSITIONED CORRECTLY.



MORE RECEPTION FURNITURE

COFFEE TABLES (400 HIGH) CHOICE OF COLOURS

C-SQCT. 600X600



C-RCT. 600 OR 700 DIAMETER



TUB CHAIRS



TUB 2 SEATER



TUB COFFEE TABLE

(GLASS OR OAK TOP)



CHOICE OF OVER 60 FABRIC COLOURS. APPROX 1 WEEK FROM ORDER

LINCOLN OFFICE FURNITURE LTD

SHOWROOM AT:

SIXFIELD CLOSE, LINCOLN. LN6 0EJ

sales@lincolnofficefurniture.co.uk

TEL: 01522 696653 FAX: 01522 696683

PLEASE CALL OR EMAIL US FOR PRICES

01522 696653. sales@lincolnofficefurniture.co.uk